

# e-Briefing on Direct School Admission (DSA) matters

Please note that there is music playing in the background for you to test your audio.

You are encouraged to join using a laptop or computer as mobile phones may not display all slides and features clearly.



# e-Briefing on Direct School Admission (DSA) matters

The slides for today's presentation will be uploaded and made available on our school website by the end of next week.



# OUTLINE

Topic	Presenter
Parenting for Wellness- Navigating Primary 5 Together	Ms Goh E-Lynn, HOD – Discipline, Guidance & Leadership (Internal Appt)
DSA Matters	Mdm Wong, Year Head (Primary 5 & 6)





# Navigating Primary 5 Together

*Nurturing Growth,  
Wellness, and  
Accountability in  
Your Daughter*

**Grow Well SG:**  
The Health Plan  
Journey



# A Holistic Approach to Your Child's Health

The lifestyle prescription focuses on four critical areas, ensuring a holistic approach to your child's health:

1

## Being Active



Encouraging regular physical activity to boost energy levels and overall fitness

2

## Eating Healthy



Promoting balanced nutrition to fuel your child's growth and development

3

## Limiting Screen Use



Managing digital exposure to foster mental and physical health

4

## Getting Enough Sleep



Ensuring adequate rest to support learning and daily functioning

Building the foundation with Grow Well SG



9 – 9 hours of Sleep



3 – 3 Healthy meals a day



2 – Maximum 2 hours of  
screen time per day



1 – 1 hour of physical activity



# Top 2 counselling issues in RGPS

**Stress/Anxiety**

**Peer  
Relationships**



# Sources of Stress/Anxiety & Peer Relationship Issues


## Stress & Anxiety

- Expectations from Self
- Expectations from Others
- Academic Results

## Peer Relationship

- Distorted Perspectives or Beliefs
- Communication/Social Skills Issues
- Anger Management Issues/Impulsivity





**Your daughter is not rebelling;  
she is navigating a perfect storm of biological, academic, and social transitions.**

# The Biology of P5 Explains Impulsive Behavior

We must act as their external brakes while their internal systems develop.

## The Accelerator (Emotional & Reward System):

Firing rapidly. Highly sensitive to peer approval. They feel everything deeply and are wired to take risks.



**The Brakes  
(Prefrontal Cortex):**  
Still under construction. This area is responsible for impulse control, planning, and foreseeing consequences.

# Supporting Social Wellness on the “Feelings Bench”

Friendship conflicts are normal and essential for building emotional intelligence.

- - Avoid “Yanking”: Do not immediately text the other parent, call the teacher, or offer immediate solutions to “fix” the drama.
- - Sit on the Bench: Listen, validate their feelings, and be fully present.
- - Build Resilience: Let them feel the hard feelings safely so they are empowered to find their own solutions.

## Solving



## Supporting



# Fixing vs. Supporting

## Fixing (The Instinct)

**Action:** Calling the other parent or texting the teacher immediately.

**Script:** "I'm sure they'll play with you tomorrow!"

**Result:** Dismisses the feeling, leaving the child feeling confused or ashamed.

## Supporting (The Blueprint)

**Action:** Validating the emotion, maintaining a gentle and calm tone.

**Script:** "I believe you." / "Tell me more." / "I'm so glad we're talking about this."

**Result:** Creates psychological safety, allowing her to process the emotion and step off the bench herself when ready.



# Being a Media Mentor, Not Just a Monitor

The digital world is a Wild West for a 10-year-old brain.

## The Age 13 Boundary:

Major social media platforms mandate a minimum age of 13. We ask that you firmly respect and enforce this boundary.

## Digital Curfews:

Establish a strict “no-devices in the bedroom” rule overnight.



## Open Conversations:

Talk regularly about what they see online and the anxiety caused by comparing themselves to others.

# Redefining Discipline

~~Punishment~~



Accountability

## The MOE Framework

Discipline is not about control; it is about developing accountability and a deep sense of responsibility.

## The Goal

We want to empower her to identify, express, and manage her her emotions in healthy ways, so she can ultimately take charge of her own learning and interactions.

## The Mindset

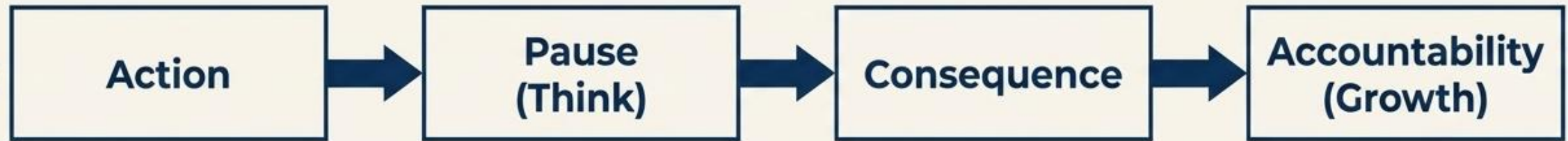
Understand that she is a good kid having a hard time, learning to navigate new academic and social pressures.



# Discipline is Development, Not Just Punishment

Developing true accountability requires letting them face natural consequences.

**Discipline = To Teach**



- **Think Before Acting:**

Helping the impulsive pre-teen brain hit the pause button.

- **Actions Have Consequences:**

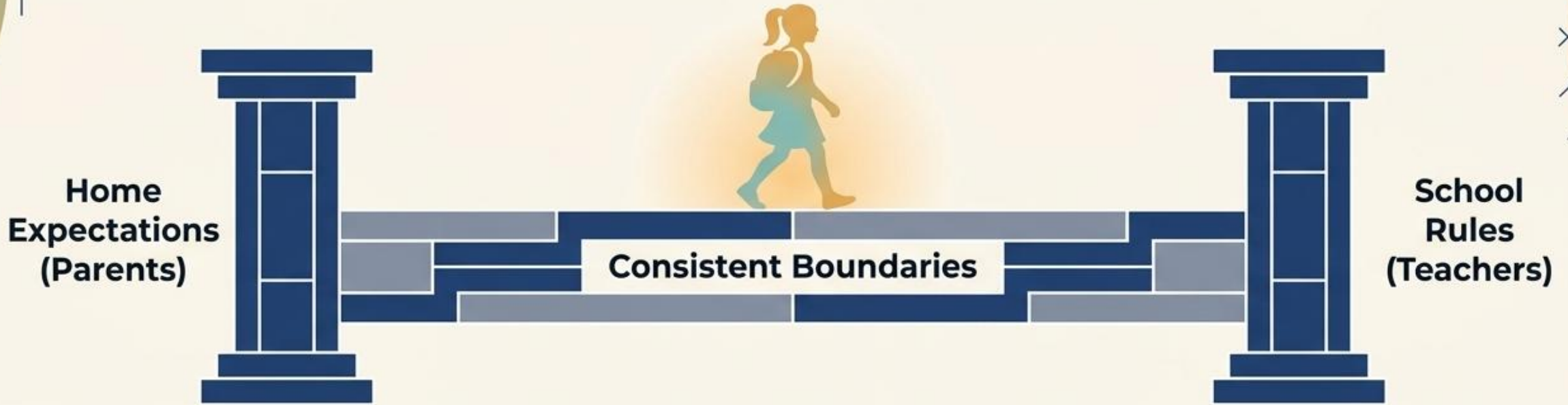
Shielding them from natural consequences prevents them from learning accountability.

- **Making Amends:**

Focusing on restoring relationships and learning from mistakes rather than just serving a penalty.

# A United Front for Her Success

Children thrive when the rules at home align perfectly with the rules at school.



## Consistency is Key

A child will fall through the gap if she senses a difference between what the school enforces and what parents allow.

## Open Communication

We are on the same team. Share your concerns, and be open to our feedback.

## Shared Goal

Raising a happy, confident, and kind young lady who is ready for the future.



## Key Takeaways for a Great P5 Year

- Prioritize the Grow Well SG habits (fiercely guard that 9 hours of sleep).
- Praise effort and persistence over natural talent.
- Sit on the 'Feelings Bench' (support her, do not solve it for her).
- Hold the line on digital boundaries (respect the Age 13 rule).
- Let them experience the consequences of their actions.


## Ongoing Parenting Support.

We encourage all parents to sign up for the Triple P Parenting workshops regularly shared on Parents Gateway.

Keep an eye on Parents Gateway for announcements and sign-up details for these valuable sessions.

# OUTLINE

- What is Direct School Admission (DSA)?
- Should my child apply for DSA?
- Which school should my child apply to?
- How will DSA schools conduct their selection?
- How do I apply?
- What are the possible DSA-Sec outcomes?



# Direct School Admission (DSA) - Secondary


- DSA-Sec aims to:
  - Provide P6 students an opportunity to seek admission to a secondary school based on a diverse range of talents and achievements that may not be demonstrated at PSLE, e.g sports, aesthetics, student leadership and other talent areas
- Promote holistic education



# SHOULD MY CHILD APPLY FOR DSA?



# SHOULD MY CHILD APPLY FOR DSA?



Yes, if she has **talent** in an area which the school offers the DSA in and she is **passionate** about and **committed** to developing her strengths in that area in that school.

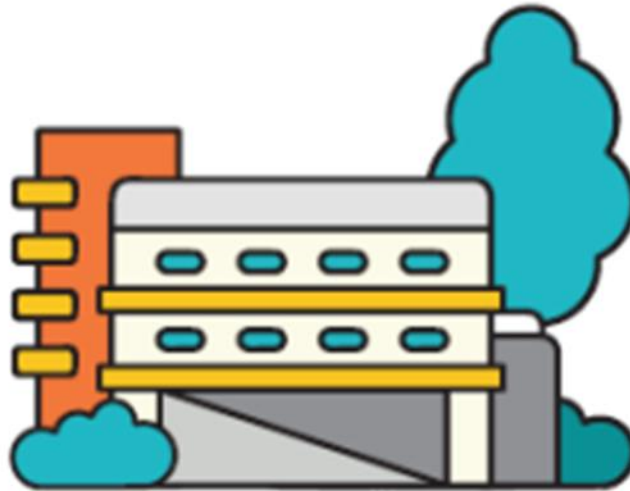


# SHOULD MY CHILD APPLY FOR DSA?

- If your child is successfully allocated to a school through DSA-Sec, **she will not be able to participate in the Secondary 1 Posting.**
- She **will also not be able to seek a transfer to another school** after the release of the PSLE results.



# WHICH SCHOOL SHOULD MY CHILD APPLY TO?



# WHICH SCHOOL SHOULD MY CHILD APPLY TO?

Finding a good fit will help your child enjoy learning at an appropriate pace and enable her to benefit from the school's overall programmes.



# When selecting a DSA-Sec school, consider the following:

- Schools with talent areas that match your child's strengths and interests
- Range of programmes offered by the school
- Pace of learning



# WHICH SCHOOL SHOULD MY CHILD APPLY TO?

Get the latest information about what each school offers by:

- Visiting the MOE's DSA website
- Exploring the individual school website
- Attending Open Houses (Secondary Schools)



# How will DSA schools conduct their selection?

- Applicants' talents & / strengths
- Personal qualities
- Academic results – P5 & P6

## ***THROUGH:***

- Interviews
- Trials
- Tests
- Selection camps



# When can my child apply?

In May 2027 when your child is in P6.



# Stages of the DSA-Sec Exercise

**Application  
Stage**

May



**Audition  
Stage**

By mid-Sept



**Exercise School  
Preference Stage**

Oct



**Results Release Stage**

Nov  
(along with PSLE results)



# HOW DO I APPLY - DSA Portal

- One-stop DSA application portal  
(except for School of the Arts & Singapore Sports School)
- Period of acceptance for DSA applications will be about 3-4 weeks in May
- Parents can log in using Singpass



# DSA Portal

- Students' participation in school activities and leadership roles (P4 upwards) etc will be extracted from the school records.
- There is no need to submit testimonials & hard copy documents.
- Applicants can add in 10 non-school based activities & achievements in 'Optional' Field.



**Instructions**

You are encouraged to use a desktop or a laptop to fill in your application and use this template to prepare the relevant information before you log in to the DSA-Sec Portal. This will reduce your application time and minimise any risk of losing your entries due to connection issues. To avoid errors in your submission, use only English language in your entries.

Application comprises the following sections:

Section I	Talent(s) and School(s)
Section II	Non-school based Awards/Activities (Optional)
Section III	Contact Details

Name of Child/Ward	
BC/FIN	

**Section I: Talent(s) and School(s)<sup>1</sup>**

You can indicate up to 3 choices of talent areas and schools. The choice order does not matter.

Of the 3 choices, a maximum of 2 choices can be used to apply to the same school, for 2 different talent areas.

**Note:**  
 Under "Select Programme", you will need to choose "Integrated Programme", "Singapore-Cambridge Secondary Education Certificate" (SEC) Programme or "No Preference", only if the school offers both programmes for the selected talent area. Otherwise, no further action is required.

From 2027 onwards, the SEC Programme will replace the GCE O- and N-Level programme under Full Subject-Based Banding (SBB). For more information on the SEC and Full SBB, click [here](#).

Talent Area	School	Select Programme (If applicable)
		<input type="checkbox"/> Integrated Programme <input type="checkbox"/> SEC Programme <input type="checkbox"/> No Preference
		<input type="checkbox"/> Integrated Programme <input type="checkbox"/> SEC Programme <input type="checkbox"/> No Preference
		<input type="checkbox"/> Integrated Programme <input type="checkbox"/> SEC Programme <input type="checkbox"/> No Preference

**Section II: Non-school-based Awards/Activities (Optional)**

Non-school based awards/activities include participation in competitions organised by external organisations, or talents or skills achieved through external activities. Please fill<sup>2</sup> in the relevant awards/activities that are related to the talent area(s) that you have selected.

<sup>1</sup> To explore DSA-Sec schools and talent areas offered, visit [www.moe.gov.sg/dsa-secsfinder](http://www.moe.gov.sg/dsa-secsfinder).

<sup>2</sup> Please input only in English. Non-English input such as Chinese characters will be rejected in the system.

Your child's/ward's primary school information will be automatically shared with the DSA-Sec school(s) that you have applied to. This includes your child's/ward's P5 and P6 academic results, and other information from P4 to P6, i.e., Co-curricular Activities, Values in Action involvement, School-based achievements/awards such as Edusave Awards, National School Games and Junior Sports Academy participation. You do not need to provide this information.

*[Duplicate this table if you have more than one non-school-based award/activity. This section is not compulsory and there is a limit of 10 entries. Schools may verify relevant entries during selection.]*

1.	Start Month to End Month (MM/YYYY): _____ to _____	Award/Activity Name* (Maximum of 50 characters including space): _____
Brief Description* (Maximum of 300 characters including space): _____		

*\*You may copy and paste the information into the portal by using keyboard shortcut command: Ctrl + C (copy) and Ctrl + V (paste).*

**Section III: Contact Details**

If your contact details are available in MyInfo, the information will be pre-filled. You may edit it for the purpose of this application.

Both the main and alternate contact persons will receive the confirmation email after each successful transaction.

Main Contact Details	
Name*:	
Email*:	
Mobile Number (Local)*:	+65

\* Required fields

Alternate Contact Details (Optional)	
Name:	
Email:	
Contact Number (Local):	+65

<https://www.moe.gov.sg/secondary/dsa/application>

# How many schools can my child apply to?

You can indicate up to three choices during the application.

For each choice, you will need to choose a secondary school and a talent area from that school.

Of the three choices, a maximum of two choices can be used to apply to the same school (i.e., under two different talent areas).



Talent(s)	School(s)
Basketball	School A
Basketball	School B
Basketball	School C

### **Example 1**

Your child can apply up to three different schools, with no restrictions on the talent areas.

Talent(s)	School(s)
Basketball	School A
Choir	School A
Basketball	School B

### **Example 2**

Your child can choose two areas in one school. (A maximum of two choices can be used to apply to the same school.)

Talent(s)	School(s)
Basketball	School A
Choir	School A
<del>Netball</del>	<del>School A</del>

### **Example 3**

Your child cannot use all three choices on one school. She can leave the third choice blank or choose another school.



# What are the possible DSA-Sec outcomes?

**Confirmed Offer** → The student has a place reserved in the school as long as she qualifies for a course the school offers [i.e. G1, G2 or G3].

**Waiting List** → This means the student will only be considered if other students with **Confirmed Offer** choose not to go to that school during the School Preference stage. Allocation will be based on students' rank on the school's waitlist.

**Unsuccessful** → If the student is unsuccessful in all her applications, but still wishes to enter the schools she applied for in the DSA, she can consider them again during the S1 Posting Exercise based on the PSLE results.



## If my child has a DSA Confirmed Offer, does it mean that her PSLE results will not matter?

The PSLE Score will still be used to determine the secondary school posting group she is eligible for [i.e.G1, G2 and G3]

Even if the student has a confirmed offer, she **must qualify for a posting group offered by the school** to be successfully admitted through the DSA.



# Example:



Jane has a DSA confirmed offer given by Marvel Secondary School, which offers the G3 Course only.

However, Jane's PSLE results qualify her for the G2 course. Hence, Jane will **not** be able to go to Marvel Secondary School. She will take part in the S1 Posting Exercise instead.



## AL Score Range

AL	Raw Mark Range
1	$\geq 90$
2	85 – 89
3	80 – 84
4	75 – 79
5	65 – 74
6	45 – 64
7	20 – 44
8	$\leq 20$



Elena		PSLE Score 14	
PSLE Subject	AL Score		
English	2		
Math	2		
Foundation Science	ALA = 6		
Mother Tongue Language	4		



# PSLE Scoring System & Posting Group

<b>PSLE Score</b>	<b>Posting Group</b>	<b>Subject level for most subjects</b>
<b>4 – 20</b>	<b>3</b>	<b>G3</b>
<b>21 and 22</b>	<b>2 or 3</b>	<b>G2 or G3</b>
<b>23 and 24</b>	<b>2</b>	<b>G2</b>
<b>25</b>	<b>1 or 2</b>	<b>G1 or G2</b>
<b>26 – 30</b> <i>(with AL 7 in EL and MA)</i>	<b>1</b>	<b>G1</b>



# School Information for DSA

<https://moe.gov.sg/schoolfinder>

<https://go.gov.sg/exploreschools>

SchoolFinder Tool



MySkillsFuture Portal



# Information on DSA

Direct School Admission (MOE)



<https://www.moe.gov.sg/secondary/dsa>



Home > [Is DSA for your child?](#)

# Is DSA for your child?

21 MAY 2021



<https://www.schoolbag.edu.sg/story/is-dsa-for-your-child>

## Related



Parent's Take on DSA: "Let your child take the lead" >



Parent's take on DSA: "Do what's good for their self-confidence" >



Choosing the DSA route >



Is DSA for your child? >



Your grades do not

# SCHOOL BAG: THE EDUCATION NEWS SITE

<https://www.schoolbag.edu.sg/story/is-dsa-for-your-child>

<https://www.schoolbag.edu.sg/story/choosing-the-dsa-route>

<https://www.schoolbag.edu.sg/story/parent-s-take-on-dsa-do-what-s-good-for-their-self-confidence>

<https://www.schoolbag.edu.sg/story/parent-s-take-on-dsa-let-your-child-take-the-lead>



School Bag: DSA



## ***IN SUMMARY :***

- P6 students **have a choice** whether or not to participate in the DSA-Sec. If they choose not to participate in the DSA-Sec, they will participate in the Secondary One Posting Exercise after the release of the PSLE results.
- Students who opt for a school under DSA-Sec **must achieve PSLE results** that would enable them **to be eligible for admission to the posting group** being offered by their opted DSA-Sec schools.



## ***IN SUMMARY :***

- Students admitted to a school through DSA-Sec will **not be allowed** to participate in the annual Secondary One Posting Exercise. They will also not be allowed to appeal to other secondary schools.
- Students who are admitted to the secondary schools because of their CCA achievements will be **obliged to continue** in that CCA.



# Home-School Partnership

## Being there for her

Have regular conversations with your child to understand her better.

## Setting realistic & achievable expectations

Consider your child's unique abilities when setting expectations with her. Only realistic goals can motivate her.

## Showing your love

Assure your child that your love for her is not measured by her achievements. Let her know this every day through your words and actions.





A flower  
does not think  
of competing with  
the flower next to it.  
It just blooms.

ZEN SHIN

If you have any question, please email me at  
Wong\_Liang\_Min@schools.gov.sg

Thank You

