



Raffles Girls' Primary School

Creativity • Graciousness • Gratitude • Integrity • Responsibility • Resilience

ENGLISH LANGUAGE CURRICULUM BRIEFING

PRIMARY 3

9 January 2023

Mrs Luwena Ngoh
Head-of-Department (EL)

OUTLINE

- Mission
- Approach to EL Teaching & Learning
- P3 EL Curriculum
- Assessment
- How Parents Can Provide Support



MISSION

To equip our students with literacy skills that enable them to be linguistically competent and confident users of the English Language.



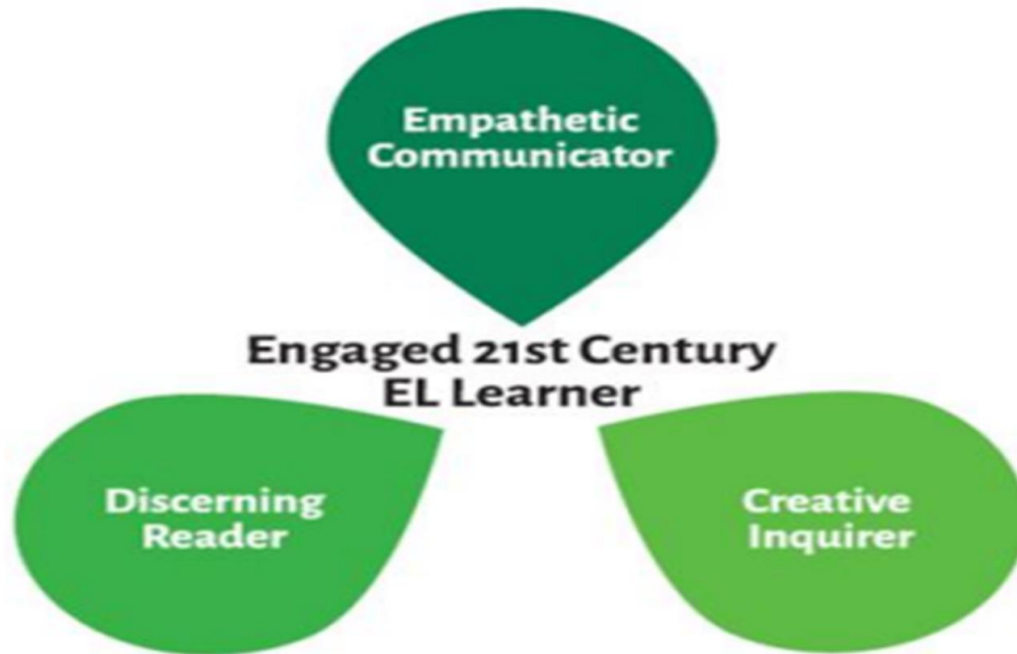
APPROACH TO EL TEACHING & LEARNING

“A Strong Foundation and Rich Language for All.”



APPROACH TO EL TEACHING & LEARNING

Desired Learner Outcomes



P3 ENGLISH LANGUAGE CURRICULUM

STELLAR 2.0

**LITERATURE-IN-ACTION(LIA)
PROGRAMME**

DRAMA

ORACY PROGRAMME



STELLAR 2.0

STategies for
English
Language
Learning
And
Readings



LANGUAGE LEARNING IN THE STELLAR 2.0 CLASSROOM



Multiliteracies



**LISTENING, READING
AND VIEWING**

Enjoy texts and understand that they
serve different purposes

Shared Book Approach 1

Reading for Pleasure

Supported Reading

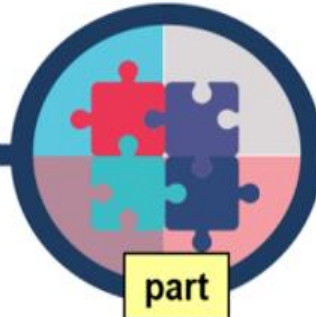
KWL

Retelling

Guided Reading



Metacognition



**STRENGTHENING
LANGUAGE USE**

Understand how language choices
affect the text purpose

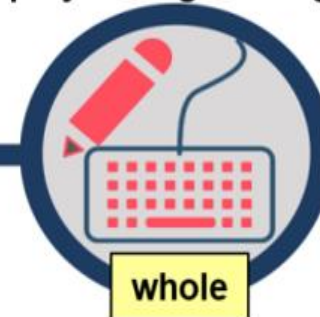
Shared Book Approach 2

Think-aloud

Annotation



Inquiry through Dialogue



**SPEAKING, WRITING
AND REPRESENTING**

Compose texts using appropriate
features and/or modes to suit
different text purposes

Modified Language Experience

Approach


Writing Process Cycle

Differentiated Instruction

Gradual Release of Responsibility



LITERATURE-IN-ACTION PROGRAMME



Objectives

- To learn literary devices
- To be exposed to good writing and see the world through the eyes of different characters



DRAMA

- Adopts a learner-centred approach
- Develops linguistic skills (reading, writing, speaking and listening)
- Helps shy pupils to speak in class
- Motivates learners



ORACY

Speak@Raffles aims to

- encourage students to speak clearly and expressively
- demonstrate an awareness of the importance of voice modulation techniques and audience presence throughout the performance
- nurture confident and articulate



ASSESSMENT

*Assessment is part of **learning** and **teaching**. Children will be assessed on what they have been taught.*



ASSESSMENT

FORMATIVE ASSESSMENT

- Leverage on **feedback** to engage students in deep learning
 - marks/grades in tests/assignments
 - teachers' qualitative comments
 - rubric indicators



ASSESSMENT

| FORMATIVE | SUMMATIVE |
|--|--|
| RANGE OF ASSESMENT MODES & TASKS | WEIGHTED ASSESSMENTS (WA1-15% and WA2 -15%) |
| CLASS TESTS (after every 2 units) | END YEAR EXAMINATION (EYE-70%) |



WEIGHTED ASSESSMENTS

| WA1 | WA2 |
|--------------------------|---------------|
| Term 2 Week 5 | Term 3 Week 5 |
| READING COMPREHENSION | WRITING |
| 15 marks | 20 marks |



END YEAR EXAMINATION (EYE)

| Component | Marks |
|---|-------|
| Oral | 16 |
| Writing | 20 |
| Listening | 4 |
| Spelling/Dictation <i>*(best 2 scores in semester 2)</i> | 10 |
| Language Use | 50 |
| Total | 100 |



END YEAR EXAMINATION (EYE)

| Component | Content | Item Type | Marks |
|--------------|-------------------------------|---|-------|
| Oral | Reading Aloud | Open-ended(OE) | 6 |
| | Stimulus-Based Conversation | Open-ended(OE) | 10 |
| Composition | Guided Writing | Open-ended(OE) | 20 |
| Listening | Picture-Matching | Open-ended(OE) | 4 |
| | Spelling & Dictation | Open-ended(OE) | 10 |
| Language Use | Grammar | MCQ | 10 |
| | | OE (with helping words) | 8 |
| | Vocabulary | MCQ | 6 |
| | | OE(with helping words) | 8 |
| | Comprehension - 2 passages | A variety of items: eg MCQ, Sequencing, OE | 18 |



HOW PARENTS CAN PROVIDE SUPPORT

- Provide varied EL reading materials
- Encourage curiosity
- Use technology
- Applaud effort



The background of the image is a light cream color, adorned with intricate, swirling floral and vine patterns in shades of blue and yellow. These patterns are scattered across the frame, creating a delicate and elegant backdrop. A large, stylized blue butterfly with white markings on its wings is positioned on the right side of the image, adding a touch of nature and grace to the design.

Thank you!